

Award-winning Hybrid and ePower combi machines

GREENER, CLEANER, SMARTER.

Winner of the INCLEAN Innovation Awards 2019, the CS7010 reinvents an entire class of equipment by reducing total cost of ownership, including operation, labour and maintenance, while effectively increasing fuel economy and runtime efficiency. Now the most economical solution is also the most ecological.

Available in three models, LPG-Hybrid, Diesel-Hybrid and ePower Battery. CS7010 delivers unparalleled performance, while replacing power-hungry, high-maintenance hydraulic systems with efficient, state-of-the-art Electric Drive Technology.

Whichever model you choose, the CS7010 delivers the lowest cost of ownership and the most suitable cleaning solution in its class.

Dedicated sweeping and scrubbing functions with one-pass cleaning keep debris dry without introducing scrub solution into the debris hopper. This provides operators and equipment owners with increased productivity and reduced maintenance.

Lower total cost of ownership.


CS7010 dispels the complexity and high maintenance of hydraulic systems that power conventional combination machines. We've eliminated large hydraulic reservoirs, filters and oil coolers as well of the leak-prone hydraulic hoses, pumps, motors and valves. Hydraulic drives have been replaced with an intelligent system of electronically controlled, low maintenance electric drives. This technology shift will save you a lot of money in reduced maintenance costs.



Picture shown may not represent model quoted






- Winner of the INCLEAN Innovation Awards 2019 - Large Equipment Category
- ClearView™ sightlines and automatic speed reduction in turns for safer operation
- Tool-free tilt-out/lift-off recovery tank with integrated SmartFlow™
- Available with patented DustGuard™ airborne dust suppression technology
- High-capacity 285L front dry sweeper debris hopper with high-lift system
- Standard dual side brooms sweep entire squeegee path
- Hybrid combination machine. Less fuel consumption
- High running time on battery variant.
- Retractable offset deck and breakaway squeegee.
- New generation filtration system, variable filter shaking
- OneTouch™, MaxAccess, NoTools™.
- More efficient service, extreme commonality among platforms.
- Hybrid technology and Ecoflex™ Heated water, High pressure washer

• Standard equipment



Included accessories	Ref. no.	Min. required	CS7010 1200D HYBRID	CS7010 1200B	CS7010 1200LPG HYBRID
Filter for Sweeping					
 FILTER RECTANGULAR	56510354	1	•	•	•
Main Broom					
BROOM MAIN SPIRAL PPL	33018858	1	•	•	•
Side Broom					



Award-winning Hybrid and ePower combi machines





Included accessories	Ref. no.	Min. required	CS7010 1200D HYBRID	CS7010 1200B	CS7010 1200LPG HYBRID
 BROOM SIDE POLY	56510707	2	•	•	•
Deck Blade					
 BLADE KIT DECK RED GUM	56510374	1	•	•	•
Squeegee Blade					
 BLADE KIT SQGEE RED GUM	56510371	1	•	•	•
Other					
 ARM REST KIT-R/H ONLY	56383189	1	•	•	•
 BACK-UP ALARM KIT	56511843	1	•	•	•
FLOOR MAT KIT	56509994	1	•	•	•
WARNING BEACON KIT	56511851	1	•	•	•

• Standard equipment

Included accessories	Ref. no.	Min. required	CS7010 1200D HYBRID	CS7010 1200B
Filter for Sweeping				
 FILTER RECTANGULAR	56510354	1		
Main Broom				
BROOM MAIN SPIRAL PPL	33018858	1		
Side Broom				
 BROOM SIDE POLY	56510707	2		
Deck Blade				



Award-winning Hybrid and ePower combi machines

Included accessories		Ref. no.	Min. required	CS7010 1200D HYBRID	CS7010 1200B
	BLADE KIT DECK RED GUM	56510374	1		
Squeegee Blade					
	BLADE KIT SQGEE RED GUM	56510371	1		
Other					
	ARM REST KIT-R/H ONLY	56383189	1		
	BACK-UP ALARM KIT	56511843	1		
	FLOOR MAT KIT	56509994	1		
	WARNING BEACON KIT	56511851	1		

Model	CS7010 1200D HYBRID	CS7010 1200B	CS7010 1200LPG HYBRID
Ref. no.	56511815	56511816	56511821

PRODUCT FEATURES

Adjustable steering and seat	•	•	•
Tip out recovery tank	•	•	•
Hopper safety arm assist	•	•	•
Automatic squeegee lift in reverse	•	•	•
Headlights	•	•	•
Back up warning alarm	•	•	•
Ergonomic driver seat	•	•	•
Diagnostic system	•	•	•
Direct throw sweeping	•	•	•
Variable high dump system	•	•	•
Two side brooms	•	•	•
Horn	•	•	•
Wet sweep by-pass	•	•	•
Automatic speed reduction	•	•	•
One-Touch™ control panel	•	•	•
Disc deck: 3 brushes	•	•	•



Award-winning Hybrid and ePower combi machines

Model	CS7010 1200D HYBRID	CS7010 1200B	CS7010 1200LPG HYBRID
Ref. no.	56511815	56511816	56511821

PRODUCT FEATURES

Debris tray	•	•	•
Ecoflex prepared	•	•	•
Multi-frequency filter shaker	•	•	•
Offset pivoting deck	•	•	•
Hybrid engine	•		•
Break away Squeegee	•	•	•
Scrubbing and sweeping	•	•	•

Model	CS7010 1200D HYBRID	CS7010 1200B
Ref. no.	56511815PB	56511816PB

PRODUCT FEATURES

Adjustable steering and seat
Tip out recovery tank
Hopper safety arm assist
Automatic squeegee lift in reverse
Headlights
Back up warning alarm
Ergonomic driver seat
Diagnostic system
Direct throw sweeping
Variable high dump system
Two side brooms
Horn
Wet sweep by-pass
Automatic speed reduction
One-Touch™ control panel
Disc deck: 3 brushes
Debris tray
Ecoflex prepared
Multi-frequency filter shaker
Offset pivoting deck
Hybrid engine
Break away Squeegee
Scrubbing and sweeping



Award-winning Hybrid and ePower combi machines

Technical specifications	CS7010 1200D HYBRID	CS7010 1200B	CS7010 1200LPG HYBRID
Power source	Diesel Hybrid	Battery	LPG Hybrid
Motor power source	D1305, 3 cyl, 29 Hp (21.7 kW)	-	WG972, 3 cyl, 30 Hp (22 kW)
Engine type	Kubota	-	Kubota
Max. speed (km/h)	8.9	8.9	8.9
Protection class / IP protection	IPX4	IPX4	IPX4
Sound pressure level (dB(A))	81	72	82
Sound level lpa/lwa (dB(A))	102	-	103
Productivity theoretical/actual (m ² /h)	11080/7756	11080/7756	11080/7756
Productivity 2 side brooms theoretical/actual (m ² /h)			
Sweeping width (mm)	1540	1540	1540
Scrubbing width (mm)	1245	1245	1245
Min. turn-around aisle width (cm)	259/264	259/264	259/264
Max. climbing rate (%)	17.6	17.6	17.6
Solution/recovery tank (L)	284	284	284
Hopper volume (L)	198	198	198
Main filter area (m ²)	10.7	10.7	10.7
Squeegee width (mm)	1350	1350	1350
Side broom diameter (mm)	381	381	381
Brush pressure (kg)	90-127-181	90-127-181	90-127-181
Brushes/pads qty.	3	3	3
Main broom (mm)	900x310	900x310	900x310
Brush size (mm)	430	430	430
Length x width x height (mm)	2620x1650x1500	2620x1650x1500	2620x1650x1500
Gross weight (gvw) (kg)	2058	2593	2121
Net weight (kg)	1593	2124	1649
Water flow (l/min.)	3.8-11.36	3.8-11.36	3.8-11.36
DustGuard™ Tank Capacity (optional)	110	110	110

Technical specifications	CS7010 1200D HYBRID	CS7010 1200B
Power source	Diesel	Battery
Motor power source	D1305, 3 cyl, 29 Hp (21.7 kW)	
Engine type	Kubota	
Max. speed (km/h)	5.6	5.6
Protection class / IP protection	IPX4	IPX4
Sound pressure level (dB(A))	81	72
Sound level lpa/lwa (dB(A))	102	



Award-winning Hybrid and ePower combi machines







Technical specifications	CS7010 1200D HYBRID	CS7010 1200B
Productivity theoretical/actual (m ² /h)	11080/7756	
Productivity 2 side brooms theoretical/actual (m ² /h)	13710/9600	13710/9600
Sweeping width (mm)	1540	1540
Scrubbing width (mm)	1245	1245
Min. turn-around aisle width (cm)	259/264	259/264
Max. climbing rate (%)	17.6	17.6
Solution/recovery tank (L)	284/284	284/284
Hopper volume (L)	198	198
Main filter area (m ²)	10.7	10.7
Squeegee width (mm)	1350	1350
Side broom diameter (mm)	381	381
Brush pressure (kg)	90-127-181	90-127-181
Brushes/pads qty.	3	3
Main broom (mm)	900	900
Brush size (mm)	430	430
Length x width x height (mm)	2620x1650x1500	2620x1650x1500
Gross weight (gvw) (kg)	2058	2593
Net weight (kg)	1593	2124
Water flow (l/min.)	3.8-11.36	3.8-11.36
DustGuard™ Tank Capacity (optional)	110	110

● Standard equipment, ○ Supplementary accessories, □ Mountable equipment

Accessories	Ref. no.	Min. required	CS7010 1200D HYBRID	CS7010 1200B	CS7010 1200LPG HYBRID
Battery					
BATT.36V-500AH GEL	L00200052	1		□	
BATT.36V-800AH WET TRAY	80561100	1		□	
External Charger					
CHARGER 36V 140A SB350G	80583614	1		□	
CHARGER HF 36V 60A SB350G	80563661	1		□	
CHARGER HF 36V 80A	80573680	1		□	
Main Broom					
BROOM MAIN SPIRAL NYLON	33018856	1	□	□	□
BROOM MAIN SPIRAL PPL	33018858	1	●	●	●
BROOM MAIN SPIRAL PPL	33018857	1	□	□	□
Side Broom					







Award-winning Hybrid and ePower combi machines

Accessories		Ref. no.	Min. required	CS7010 1200D HYBRID	CS7010 1200B	CS7010 1200LPG HYBRID
	BROOM SIDE POLY	56510707	2	•	•	•
Disc Brush 430 mm						
	DISC BRUSH-17 AGLITE 500 Ø430	56505783	3	□	□	□
	DISC BRUSH-17 DYNAGRIT 3 LUG	56505782	3	□	□	□
	DISC BRUSH-17 MAGNAGRIT 3 LUG	56505781	3	□	□	□
	DISC BRUSH-17 MIDGRIT 3 LUG	56505787	3	□	□	□
	DISC BRUSH-17 MIDLITE 3 LUG	56505788	3	□	□	□
	DISC BRUSH-17 PROLENE 3 LUG	56505784	3	□	□	□
	DISC BRUSH-17 PROLITE 3 LUG	56505785	3	□	□	□
	DISC BRUSH 17 UNION MIX	56505786	3	□	□	□
Pad Holder						
	PAD HOLDER-17 3 LUG	56505780	3	□	□	□
Other						
	ACCESSORY SOCKET KIT	56510465	1	□	□	□
	ARM REST KIT-R/H ONLY	56383189	1	•	•	•
	BACK-UP ALARM KIT	56511843	1	•	•	•
	BRAKE LIGHT W/TURN	56511858	1	□	□	□
	DELUXE SEAT KIT	56509988	1	□	□	□
	DRAIN HOSE EXTENSION	56601410	1	□	□	□
	DUST GUARD KIT	56511841	1	□	□	□
	FIRE EXTINGUISHER KIT	56510605	1	□	□	□
	FLOOR MAT KIT	56509994	1	•	•	•
	HIGH PRESSURE PUMP KIT	56509810	1			□
	HIGH PRESSURE PUMP KIT-DIESEL	56509811	1	□		

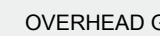
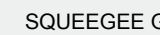

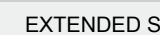


Award-winning Hybrid and ePower combi machines

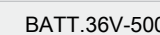
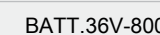





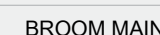

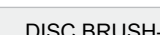
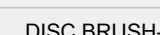
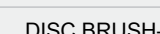
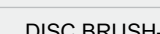


Accessories		Ref. no.	Min. required	CS7010 1200D HYBRID	CS7010 1200B	CS7010 1200LPG HYBRID
	HOT WATER OPTION LPG	56510015	1			<input type="checkbox"/>
	HOT WATER OPTION-DIESEL	56510464	1	<input type="checkbox"/>		
	LIGHT KIT	56383045	1	<input type="checkbox"/>	<input type="checkbox"/>	<input type="checkbox"/>
	OHG BEACON KIT	56511852	1	<input type="checkbox"/>	<input type="checkbox"/>	<input type="checkbox"/>
	PAD RETAINER	56505195	3	<input type="checkbox"/>	<input type="checkbox"/>	<input type="checkbox"/>
	PLUGGED FILTER SWITCH KIT	56509729	1	<input type="checkbox"/>	<input type="checkbox"/>	<input type="checkbox"/>
	REAR ROLLER KIT-LEFT AND RIGHT	56394124	1	<input type="checkbox"/>	<input type="checkbox"/>	<input type="checkbox"/>
	RECOVERY TANK CLEAN OUT	56111280	1	<input type="checkbox"/>	<input type="checkbox"/>	<input type="checkbox"/>
	SOLUTION AUTO FILL KIT	56510424	1	<input type="checkbox"/>	<input type="checkbox"/>	<input type="checkbox"/>
	VAC WAND KIT	56510443	1	<input type="checkbox"/>	<input type="checkbox"/>	<input type="checkbox"/>
	WARNING BEACON KIT	56511851	1	<input checked="" type="checkbox"/>	<input checked="" type="checkbox"/>	<input checked="" type="checkbox"/>
	WASH HOSE KIT	56511839	1	<input type="checkbox"/>	<input type="checkbox"/>	<input type="checkbox"/>
Squeegee Blade						
	BLADE KIT SQGEE GUM	56510372	1	<input type="checkbox"/>	<input type="checkbox"/>	<input type="checkbox"/>
	BLADE KIT SQGEE RED GUM	56510371	1	<input checked="" type="checkbox"/>	<input checked="" type="checkbox"/>	<input checked="" type="checkbox"/>
	BLADE KIT-SQGEE-PU	56510373	1	<input type="checkbox"/>	<input type="checkbox"/>	<input type="checkbox"/>
Deck Blade						
	BLADE KIT DECK GUM	56510375	1	<input type="checkbox"/>	<input type="checkbox"/>	<input type="checkbox"/>
	BLADE KIT DECK PU	56510376	1	<input type="checkbox"/>	<input type="checkbox"/>	<input type="checkbox"/>
	BLADE KIT DECK RED GUM	56510374	1	<input checked="" type="checkbox"/>	<input checked="" type="checkbox"/>	<input checked="" type="checkbox"/>
Filter for Sweeping						
	FILTER RECTANGULAR	56510354	1	<input checked="" type="checkbox"/>	<input checked="" type="checkbox"/>	<input checked="" type="checkbox"/>
Guard Option						
	FRONT BUMPER KIT	56510450	1	<input type="checkbox"/>	<input type="checkbox"/>	<input type="checkbox"/>
	FRONT CORNER ROLLER KIT	56509914	1	<input type="checkbox"/>	<input type="checkbox"/>	<input type="checkbox"/>
	HOPPER TEMPERATURE	56509728	1	<input type="checkbox"/>	<input type="checkbox"/>	<input type="checkbox"/>
	OVERHEAD GUARD CANOPY KIT	56510444	1	<input type="checkbox"/>	<input type="checkbox"/>	<input type="checkbox"/>
	OVERHEAD GUARD KIT	56510399	1	<input type="checkbox"/>	<input type="checkbox"/>	<input type="checkbox"/>



Award-winning Hybrid and ePower combi machines





Accessories		Ref. no.	Min. required	CS7010 1200D HYBRID	CS7010 1200B	CS7010 1200LPG HYBRID
	OVERHEAD GUARD KIT LOW	56509975	1	<input type="checkbox"/>	<input type="checkbox"/>	<input type="checkbox"/>
	SQUEEGEE GUARD KIT	56511741	1	<input type="checkbox"/>	<input type="checkbox"/>	<input type="checkbox"/>
Detergent Equipment						
	ECOFLEX KIT-NILFISK	56511854	1	<input type="checkbox"/>	<input type="checkbox"/>	<input type="checkbox"/>
	EXTENDED SCRUB KIT	56511845	1	<input type="checkbox"/>	<input type="checkbox"/>	<input type="checkbox"/>

● Standard equipment, ○ Supplementary accessories, □ Mountable equipment

Accessories		Ref. no.	Min. required	CS7010 1200D HYBRID	CS7010 1200B
Battery					
	BATT.36V-500AH GEL	L00200052	1		
	BATT.36V-800AH WET TRAY	80561100	1		
External Charger					
	CHARGER 36V 140A SB350G	80583614	1		
	CHARGER HF 36V 60A SB350G	80563661	1		
	CHARGER HF 36V 80A	80573680	1		
Main Broom					
	BROOM MAIN SPIRAL NYLON	33018856	1		
	BROOM MAIN SPIRAL PPL	33018858	1		
	BROOM MAIN SPIRAL PPL	33018857	1		
Side Broom					
	BROOM SIDE POLY	56510707	2		
Disc Brush 430 mm					
	DISC BRUSH-17 AGLITE 500 Ø430	56505783	3		
	DISC BRUSH-17 DYNAGRIT 3 LUG	56505782	3		
	DISC BRUSH-17 MAGNAGRIT 3 LUG	56505781	3		
	DISC BRUSH-17 MIDGRIT 3 LUG	56505787	3		
	DISC BRUSH-17 MIDLITE 3 LUG	56505788	3		
	DISC BRUSH-17 PROLENE 3 LUG	56505784	3		







Award-winning Hybrid and ePower combi machines

Accessories		Ref. no.	Min. required	CS7010 1200D HYBRID	CS7010 1200B
	DISC BRUSH-17 PROLITE 3 LUG	56505785	3		
	DISC BRUSH 17 UNION MIX	56505786	3		
Pad Holder					
	PAD HOLDER-17 3 LUG	56505780	3		
Other					
	ACCESSORY SOCKET KIT	56510465	1		
	ARM REST KIT-R/H ONLY	56383189	1		
	BACK-UP ALARM KIT	56511843	1		
	BRAKE LIGHT W/TURN	56511858	1		
	DELUXE SEAT KIT	56509988	1		
	DRAIN HOSE EXTENSION	56601410	1		
	DUST GUARD KIT	56511841	1		
	FIRE EXTINGUISHER KIT	56510605	1		
	FLOOR MAT KIT	56509994	1		
	HIGH PRESSURE PUMP KIT	56509810	1		
	HIGH PRESSURE PUMP KIT-DIESEL	56509811	1		
	HOT WATER OPTION LPG	56510015	1		
	HOT WATER OPTION-DIESEL	56510464	1		
	LIGHT KIT	56383045	1		
	OHG BEACON KIT	56511852	1		
	PAD RETAINER	56505195	3		
	PLUGGED FILTER SWITCH KIT	56509729	1		
	REAR ROLLER KIT-LEFT AND RIGHT	56394124	1		
	RECOVERY TANK CLEAN OUT	56111280	1		
	SOLUTION AUTO FILL KIT	56510424	1		
	VAC WAND KIT	56510443	1		
	WARNING BEACON KIT	56511851	1		
	WASH HOSE KIT	56511839	1		



Award-winning Hybrid and ePower combi machines

Accessories		Ref. no.	Min. required	CS7010 1200D HYBRID	CS7010 1200B
Squeegee Blade					
	BLADE KIT SQGEE GUM	56510372	1		
	BLADE KIT SQGEE RED GUM	56510371	1		
	BLADE KIT-SQGEE-PU	56510373	1		
Deck Blade					
	BLADE KIT DECK GUM	56510375	1		
	BLADE KIT DECK PU	56510376	1		
	BLADE KIT DECK RED GUM	56510374	1		
Filter for Sweeping					
	FILTER RECTANGULAR	56510354	1		
Guard Option					
	FRONT BUMPER KIT	56510450	1		
	FRONT CORNER ROLLER KIT	56509914	1		
	HOPPER TEMPERATURE	56509728	1		
	OVERHEAD GUARD CANOPY KIT	56510444	1		
	OVERHEAD GUARD KIT	56510399	1		
	OVERHEAD GUARD KIT LOW	56509975	1		
	SQUEEGEE GUARD KIT	56511741	1		
Detergent Equipment					
	ECOFLEX KIT-NILFISK	56511854	1		
	EXTENDED SCRUB KIT	56511845	1		

