







ELECTRIC DRIVEN WINE BARREL WASHER



Supplied with 532mm suction tube as standard





The **Jetwave® M25E Electric Wine Barrel Washer** is a heavy duty accessory to complement your high pressure cleaner in cleaning wine barrels.

STANDOUT FEATURES

-  Input: 240v Output: 12v/1500mA electric driven motor.
-  2300 psi / 160 bar maximum operation pressure 25 L/PM max flow rate.
-  10rpm rotating axis head.
-  Supplied from quality Italian manufacturer with a stainless steel design.
-  Syphon dirty/used water.
-  90°C Maximum operating temperature.



PRODUCT CODE	MAX PRESSURE PSI BAR	RATED FLOW	POWER SUPPLY	DRIVE	MAX TEMP °C	INLET	OUTLET
25435000	2300 PSI 160 BAR	10 - 25 L/PM	240v 50hz AC	Electric 12v DC	90	M22 M	3/4" 20mm hose barb for waste

 10-16 Smith Street, Thebarton, 5031. South Australia, AU  +61 8 8371 3599  sales@jetwave.com.au  jetwavegroup.com

The manufacturer reserves the right to modify design features and technical facts without notice, due to our principals of continuous improvement.
*Coverage against defects in material and workmanship (refer to Jetwave's and component partners T&Cs).

V2.2 08/21