

SCORPION™ G2 280-26

4060
PSI

26
L/PM

**HONDA V-TWIN
GX690 PETROL
ENGINE TYPE**
POWERED by
HONDA.

**GEARBOX
1450RPM
DRIVE**

**COLD
WATER
OUTPUT**



HERO INNOVATIONS



PEXO™
Stainless Steel Exoskeleton



JWPP™
Jetwave Italian Premium Pump



CC™
Centralised Control



MC™
Multi Configuration



AVPS™
Anti Vibration Protection System



LEARN MORE



Scorpion G2 Video



CLASS B AS/NZS 4233
WATER JETTER
ISO CERTIFICATION IS REQUIRED FOR OPERATORS

APPLICATIONS



Plumbers



Council & Municipality



Drain Cleaning



Water Authorities



STANDOUT FEATURES



JW® Enhanced Italian triplex plunger pump running at 1450RPM delivers more performance and longer life.



Electric start Industrial V-Twin Honda™ GX690 Series Engine, with digital engine hour meter.



Integrated forklift pockets & mounting points. Jetwave Safety System™ (JSS) safety valve to prevent over pressurisation.



Seamless & sealed 40L on-board oversized water bypass tank with low level cut out, for unit water supply and pump protection.



Battery isolator & Emergency stop for increased safety and longevity.



Seamless under chassis mounted 25L fuel tank (w/level gauge) protected from heat with front fill point safety.

STANDARD EQUIPMENT



Spray down gun & lance.



60m Hose reel with 60m of 3/8" jetting hose & ball valve.

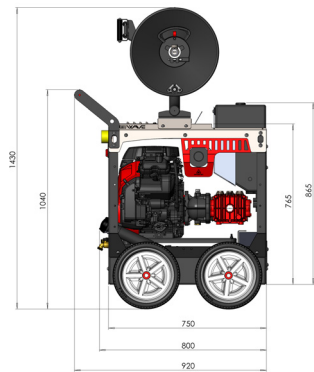


IP68 Professional nozzle kit



Safety whip restraint

DIMENSIONS (MM)



MULTIPLE CONFIGURATIONS AVAILABLE



TECHNICAL DATA

SCORPION™ G2 280-26

Product Code	HJ4350-26PH
Pressure/ Flow	4060 PSI (280 BAR) / 26 L/PM
Max Water Inlet Temp	60°C
Class (ASNZS: 4223)	B (7,280 Bar/Litres)
Usage Frequency	Professional: 4 Hours Daily
Nozzle Size	O65
Frame Structure	CNC Modular galvanised steel chassis plus satin powder coat finish and stainless steel cover

MOTOR FEATURES

Engine / Power	Honda™ GX690 Electric Key Start (air cooled) 23HP / 690cc
Fuel Type / Capacity / Protection	Petrol / 25L (w/level gauge) / Low Oil Shutdown



HYDRAULIC FEATURES

Pump / Head / Pistons	JW® Italian Triplex Plunger / Brass (Nickle Plated) / Ceramic
Motor Pump Coupling / Pump RPM	Gearbox Drive / 1450RPM
Unloader Valve	Independent (Panel Mounted)
Safety Valve	Yes

DIMENSIONS & WEIGHT

Machine Dimensions / Weight	Skid: 800mm(L) x 550mm(W) x 1390mm(H) / 195KG (approx.)
-----------------------------	---

WARRANTYS

Unit / Pump Warranty*	 2 Years / 3 Years
Engine Warranty*	 3 Years

OPTIONAL ACCESSORIES

OPTIONAL UPGRADES

Remote Mini Reel w/60m 1/4" Hose	PW134-RRCMPL/HOP4	iGX700 EFI Engine Upgrade	ADD:FI
Remote Mini Reel Locking Plate	90012HRH-LP	Van Alloy Drip Tray + Exhaust Mod	JWA432
Forward Root Cutting Nozzle	C43RS	4 Wheel Trolley Kit	JWA407A
15m Viperflex Whip Hose	HOP2VFX15-ASSY	Front Double Stack Kit	JWA429
Jetting Safety Plate	JSP	Top Double Stack Kit	JWA430
Class B Double Action Foot Valve	55403-DA	Low Pressure Inlet Hose Reel w/30m hose	1065CMPLLP
		Hose Reel Roller Guide System HGS™	1067-GUIDEASSY
		Remote Start/Stop	00030

The manufacturer reserves the right to modify design features and technical facts without notice, due to our principals of continuous improvement.

*Coverage against defects in material and workmanship (refer to Jetwave's and component partners T&Cs).

V2.3 02/22