

Battery Ride on Sweeper

The distinctive features of this sweeper are robustness for increased durability, ensuring you the best sweeping results. The design focuses on ergonomics for easy and convenient use. The dust filter and main brush can easily be replaced without using tools for fast maintenance. A dust flap allows the collection of large debris, without having to stop to pick it up manually.




- Theoretical productivity 7860 m² per hour with the optional left side broom
- Hydraulically operated to dump into bins up to 1.5 m high
- Powerful vacuum to control the dust with the panel or the optional pocket filter
- It has climbing ability up to 16%

SR1301 is a big performance ride-on sweeper. It's ideal for outdoor and indoor sweeping applications, such as car parks, pathways, railway stations, loading bays, warehouses, and industrial settings.



Picture shown may not represent model quoted

• Standard equipment

Included accessories		Ref. no.	Min. required	SWP SR1301 BATT
	Filter for Sweeping			
	FILTER PAPER PANEL	1463523000	1	•
	Main Broom			
	BRUSH MAIN 300X800 PPL0,8	146 1018 000	1	•
	Side Broom			
	BRUSH SIDE 280X500 PPL	146 1025 000	1	•

Model SWP SR1301 BATT

Ref. no. 9084511010

PRODUCT FEATURES

Flap lifting device	•
Protection roller bumpers	•
Adjustable steering and seat	•
Electrical filter shaker	•
Hour Meter	•
Back up warning alarm	•
Horn	•
Wet sweep by-pass	•




Battery Ride on Sweeper

Technical specifications







SWP SR1301 BATT

Sound pressure level (dB(A))	67
Motor power source	Battery 24V
Motorbrand	AMER
Max speed (km/h)	6
Productivity 1 side broom theoretical/actual (m ² /h)	6300/4410
Productivity 2 side brooms theoretical/actual (m ² /h)	7860/5505
Working width w/right side broom (mm)	1055
Working width w/2 side brooms (mm)	1310
Min. turn-around aisle width (cm)	306
Max climbing rate (%)	16
Fuel tank (l)	-
Fuel consumption (l/h)	-
Hopper volume (l)	130
Max dumping height (cm)	150
Main filter area (m ²)	3.6
Panel filter (m ²)	3.6
Side broom diameter (mm)	500
Main broom (mm)	300x800
Length x width x height (cm)	175x120x137
Max loading weight (kg)	110
Net weight (kg)	440
Operating weight (kg)	704

● Standard equipment, ○ Supplementary accessories, □ Mountable equipment

Accessories		Ref. no.	Min. required	SWP SR1301 BATT
	Other			
	BROOM LEFT SIDE KIT	1463462000	1	□
	FRONT WHEEL NON MARKING	146 0329 000	1	□
	REAR WHEEL NON MARKING	146 0330 000	2	□
	Battery			
	BATT. 6V-180AH GEL	80564000	1	□
	BATT. 6V-255AH WET SEMI	80565000	1	□
	Filter for Sweeping			
	FILTER PAPER PANEL	1463523000	1	●
	FILTER,CLOTH POCKET KIT	146 2677 000	1	□
	WASHABLE POLYESTER FILTER	145 6013 000	1	○

Battery Ride on Sweeper

Accessories		Ref. no.	Min. required	SWP SR1301 BATT
	Side Broom			
	BRUSH SIDE 280X500	146 1148 000	1	○
	BRUSH SIDE 280X500	146 1149 000	1	○
	BRUSH SIDE 280X500 PPL	146 1025 000	1	●
	Light Option			
	BEACON FL.OV/HD GUARD KIT	146 2098 000	1	□
	BEACON FLASH.ON SUP.KIT	146 2676 000	1	□
	LIGHT WORKING 24V KIT	146 2680 000	1	□
	Flap and Skirt			
	SKIRT,FRONT NON MARKING	146 1152 000	1	□
	SKIRT,REAR NON MARKING	146 1151 000	1	□
	SKIRT,SIDE NON MARKING	146 1150 000	2	□
	Main Broom			
	BRUSH MAIN 300X800	145 6135 000	1	○
	BRUSH MAIN 300X800	145 4963 000	1	○
	BRUSH MAIN 300X800 PPL0,8	146 1018 000	1	●
	External Charger			
	CHARGER HF 24V 20A SB175R	80522421	1	○
	Guard Option			
	GUARD OVERHEAD KIT	146 2674 000	1	□